APLIMATIC C-2

Data Sheet

Components

Printer	SATO S86EX or ZEBRA.
Control	PLC Siemens S7-1200
Interface	Buttons and switches.
Dash board	Integrated, main switch, Stop-rearm. Emergency button Printing test. Bypass selector
Construction	Painted steel and anodized aluminium.
Label detection	Vacuum gauge SMC
Beacon	Light and sound 3 colors.
Consumable change access	Security sensor on door.

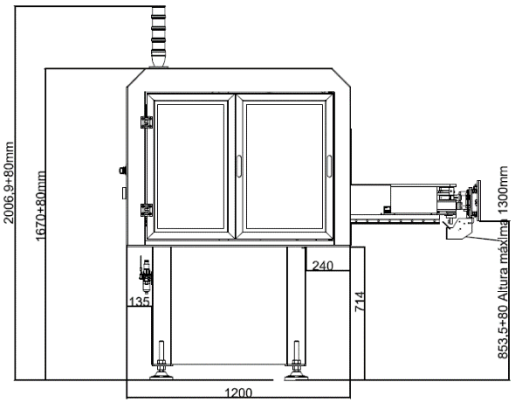

Capacity

Production	80 pph (2 faces with label preparation)	
	1 face (1stop)	15 seg./cycle
	2 faces (2 stops)	33 seg./cycle
Arm movement	Y= 680mm, G=0º	
	Y= 459mm, G=90º	
Vacuum plate	148x210 mm	
Aplication	1 face / 2 faces	
Standar label height	1000 mm	
Manual height regulation	+-50mm	
Working size	Right / Left	
Dispenser	External / Internal	
	Ø400 mm – Ø75 mm	
Rewinder	Motorized	

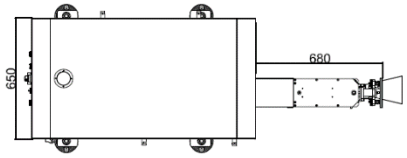

Communications

Input signals	Start (presence) Line OK costumer Label preparation
Output signals	Machine not OK (error to external machine) Application OK Security (arm out of home)
Data interface (printer)	Ethernet, RS-232, Parallel

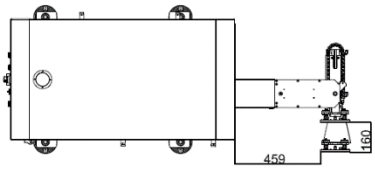

Options

SAI	With panel PC
User interface	Panel PC15”, HMI screen 10”
Keyboard	Industrial, with panel PC
Checker reader	Readable barcode
Verification reader	Barcode information

Requirements

Electrical power supply	220VAC +-10%, 50Hz
Consumption	2A
Installed power	1.5Kw
Compressed air	6 bar, 100l/min.
Standard dimensions	1200x750x2000
Weight	350kg
Permisible working conditions	5ºC – 35ºC
	Humidity 20% - 90% not condensed

APLIMATIC C-2

Description
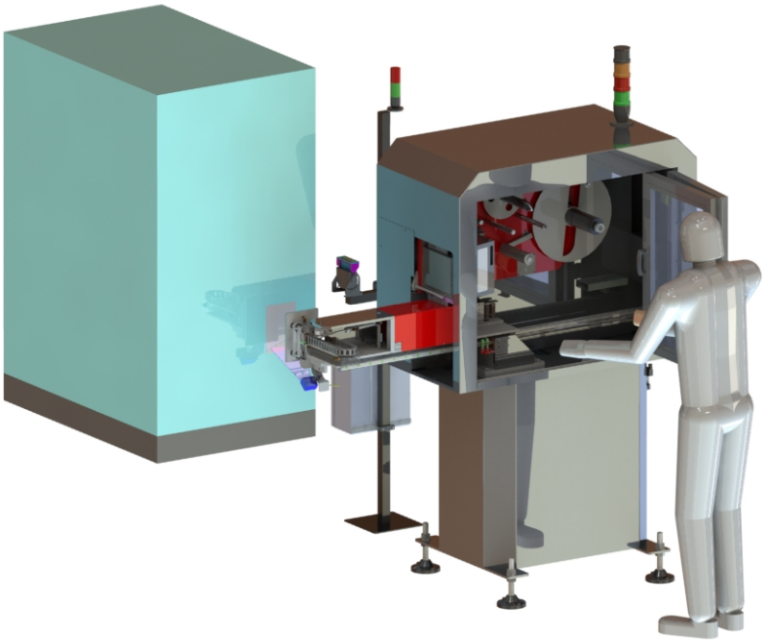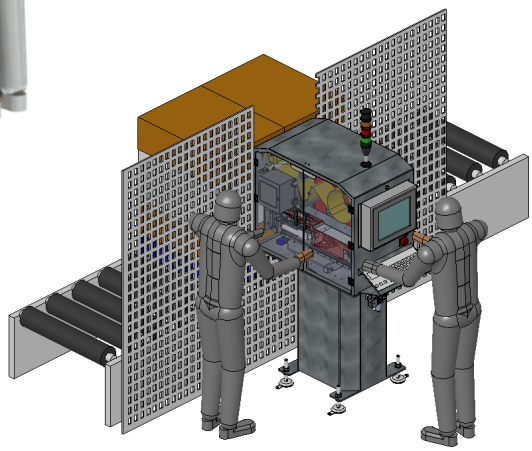
- Pallet, printing and labelling automatic equipment.
- The application is made by means of a suction plate. Optionally you can apply labels on up to two sides of a pallet.
- Two-sided labelling will be done in two stops. The minimum distance between pallets must be 600mm.
- The arm operates by three pneumatic actuators that provide the system with great precision, speed, flexibility and reliability.
- The structure that supports the machine is built in protected, folded and welded steel that provide great weight and rigidity to the equipment. Weight needed to counteract the inertia caused by rapid arm movements.
- The electrical cabinet can optionally include a panel PC or touch screen depending on the needs.
- Control is carried out by a SIEMENS SIMATIC S7-1200 PLC.
- Likewise, it has a 3-color light and sound beacon that indicates the status of the machine, in correct operation, in stoppage or error.
- The device can perform a full cycle with two-sided labelling in 33sec. (with label preparation). A cycle comprises from when one pallet is in the labelling position until the next one is placed. The transport speed is considered to be 18m / min. and that therefore the time from when a pallet leaves until the next one is placed is 11sec.
- The vacuum plate has a sensorized vacuum system as well as a blower to ensure the correct placement of labels on the pallets.
- Optionally, two barcode readers can be integrated:
    - One at the bottom of the vacumm plate, which will check that a label with a readable barcode has been placed.
    - Another at the bottom of the printer at the label output, which checks that the bar code is correct before being applied. (Pending definition of information management)
- It will be the client's responsibility to place the perimeter fences necessary to comply with the security directives.